

1st Gr. Study Plan

Week 4 Monday/ lunes	Tuesday/ martes	Wednesday/ miercoles	Thursday/ jueves	Friday/ viernes
ELA <ul style="list-style-type: none"> Read 20 minutes, Reading Log (linked) 1 Lexia/or Reading Plus Lesson Practice Sight Words, List _____ Read: The Pigs, The Wolf, and the Mud (anthology, pg. 88) Using newsprint and complete sentences, answer the question: What happens when the wolf comes to the pigs' hut? Optional Stories: A Fair Is Fun Math <ul style="list-style-type: none"> 1 Dreambox or ST Lesson Monday Homework (linked) Math Sprints: 112B (1-15) PE <ul style="list-style-type: none"> Choose 2 Bingo Fitness Tasks 	ELA <ul style="list-style-type: none"> Read 20 minutes, Reading Log 1 Lexia/or Reading Plus Lesson Practice Sight Words, List _____ Reread: The Pigs, The Wolf, and the Mud Using newsprint and complete sentences, answer the question: Would you like to live in a mud hut? Why or why not? Optional Stories: A Fair Is Fun Math <ul style="list-style-type: none"> 1 Dreambox or ST Lesson Tuesday Homework Math Sprint: 112B (16-30) PE <ul style="list-style-type: none"> Choose 2 Bingo Fitness Tasks 	ELA <ul style="list-style-type: none"> Read 20 minutes, Reading Log 1 Lexia/or Reading Plus Lesson Practice Sight Words, List _____ Reread: The Pigs, The Wolf, and the Mud Using newsprint and complete sentences, answer the question: Describe a house that you think would be the best protection from the wolf. Draw a picture of your house. Add labels, if necessary. Optional Stories: A Fair Is Fun Math <ul style="list-style-type: none"> 1 Dreambox or ST Lesson Wednesday Homework Math Sprint: 125A (1-15) PE <ul style="list-style-type: none"> Choose 2 Bingo Fitness Tasks 	ELA <ul style="list-style-type: none"> Read 20 minutes, Reading Log 1 Lexia/or Reading Plus Lesson Practice Sight Words, List _____ Read Gus and Fluff Using newsprint and complete sentences, answer the question: What do Gus and Fluff do with nuts? Optional Stories: A Fair Is Fun Math <ul style="list-style-type: none"> 1 Dreambox or ST Lesson Thursday Homework Math Sprint: 125A (16-30) PE <ul style="list-style-type: none"> Choose 2 Bingo Fitness Tasks 	ELA <ul style="list-style-type: none"> Read 20 minutes, Reading Log 1 Lexia/or Reading Plus Lesson Practice Sight Words, List _____ Reread Gus and Fluff Using newsprint and complete sentences, answer the question: Where do you think Gus and Fluff live? Where are they going at the end of the story? Optional Stories: A Fair Is Fun Math <ul style="list-style-type: none"> 1 Dreambox or ST Lesson Math Sprint: 109A (all) PE <ul style="list-style-type: none"> Choose 2 Bingo Fitness Tasks

TEACHER NOTES: **ELA**-The units of focus in these two weeks are from Treasures Anthology Unit 2, Weeks 3 & 4. The Sound/Spelling Pattern for the week is included on the Reading Log if students would like to study or write spelling words. It is up to the teacher to determine which **Sight Word list(s)** to assign to the student. Independent reading can be books of choice, or the provided reading material (Optional Stories). The questions for this week's writing can be found in the anthology, page 105. The Reading Log, Math Homework, Math Sprints, Sight Words, and PE Tasks will be used all week and are linked under Monday's resources.

ALL ACTIVITIES IN GREEN MUST BE SAVED AS EVIDENCE OF COMPLETION AND RETURNED TO SCHOOL.

[Week 4 Math Answers](#)

Name _____

Word List- Unit 2.4

run

fun

nut

cut

bug

rug

grass

spin

could

one

I am on sight word list # _____

Reading Log

1) Read 20 mins a day

2) Write book title

1. _____

2. _____

3. _____

4. _____

5. _____

CA Comprehension

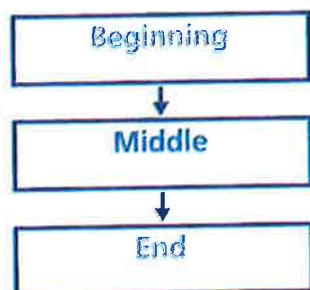
Genre

A **Fantasy** is a made-up story that could not really happen.

Story Structure


Plot

Use your Beginning, Middle, and End Chart.



Read to Find Out


What do the pigs do with the mud?




The Pigs, the Wolf, and the Mud

by Ellen Tarlow

illustrated by
Pablo Bernasconi






Three little pigs lived in a mud hut.



"It is a mess," said Pig One.
"But pigs like a mess," said Pig Two.
"Mud is fun!" said Pig Three.




"Get this!" yelled Pig One.
She tossed mud to Pig Two.
"Mud is fun!" yelled Pig Three.



The bell rang.
"Little pigs, little pigs, let me in."



"It is the Big Bad Wolf!" said Pig One.
"We can not let you in," yelled the
pigs. "You will eat us up."



"Then I must huff and puff,"
said the wolf.
He huffed and huffed.
He puffed and puffed.



"Yuck!" said the wolf.
"I can not huff in this dust.
I can not puff in this dust."



The wolf rang the bell **again**.
"Little pigs, let me in!" he yelled.
"We will not let you in!" the pigs
yelled back.



"Then I must kick," said the wolf.
He kicked and kicked.



The hut fell in!
"Yuck!" said the wolf.
"Just look at this mud."



"You pigs are a big mess!"
"Yes!" yelled the pigs.
"Pigs like a big mess!"



"I do not!" yelled the Wolf.
"I must get this mud off.
Good-bye, pigs."



"Let's **make** a hut," said Pig One.
"We **could** use bricks," said Pig Two.
"We could use sticks," said Pig Three.




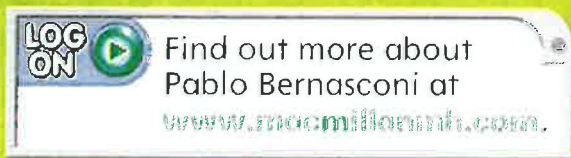
"Let's use mud," said Pig One.
"Mud is best!" said Pig Two.
"Mud is fun!" said Pig Three.
"Yuck!" said the wolf.

Pablo's Place

Pablo Bernasconi loves illustrating animals doing funny things. Pablo's studio is a mess, full of junk and papers. But Pablo loves being surrounded by his things, just as the pigs in the story love being surrounded by mud.



Other books by Pablo Bernasconi



CA Illustrator's Purpose

Pablo Bernasconi loves his messy studio. Draw a place you love being. Write about this place.

Critical Thinking

Retell the Story


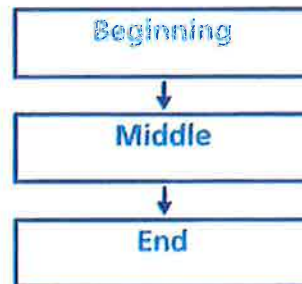
Use the Retelling Cards to retell the story in order.



Retelling Cards

Think and Compare

1. What happens when the wolf comes to the pigs' hut?
2. Would you like to live in a mud hut? Why or why not?
3. How are the pigs in this story like real pigs?
4. How are the pigs like Little Pup in "Too Big for One"?





A Fair Is Fun

It is a fair!
It is a lot of fun.



jump and run fast.
They tug and tug, too.



stop and see a pig.
It is one big pig!



Sam can jump and spin.
He has a lot of fun.



Ann makes red jam.
She wins a red



he



Then stop and get a snack. Yum!



The sun has set.
Let's go again next year!





Gus and Fluff

Gus and Fluff live
in a fun place.
It has many nuts.



Gus and Fluff sit on nuts.



Gus and Fluff hang nuts up.



Gus and Fluff eat nuts.



“Let us go out,” said Gus.
“Yes,” said Fluff.
“Let us get nuts!”



First Grade Sight Words

1 <i>Red</i>	2 <i>Orange</i>	3 <i>Yellow</i>	4 <i>Green</i>	5 <i>Dark Blue</i>	6 <i>Purple</i>
a are can do for go has have he here I is like little look 15	me my play said see she the this to you was we what where with 30	jump not up it over too be ride run come good pull down help now 45	use very her our they two eat no of some who live many out place 60	again could make one then three all put show together under want away school today 75	way why call funny how more so there every from into people soon your after 90
7 <i>Pink</i>	8 <i>Light Green</i>	9 <i>Light Blue</i>	10 <i>Bright Blue</i>	11 <i>Peach</i>	12 <i>Gray</i>
done find new old work any boy by does friends girl water across carry eight 105	once saw upon walked about give pretty says were write better buy change move ball 120	head never should shout also because blue or other until another climbed full poor through 135	grew house knew would great know sound their warm against below fall orange sure yellow 150	air enough eyes learn open always father four love mother along early instead nothing thought 165	build goes laugh only before been gone searching around begin brought certain minutes straight idea 180

Directions: Please submit your daily math homework answers here. There is a table for each day.

Monday Math Homework

1.
2.
3.
4.
5.

Tuesday Math Homework

1.
2.
3.

4.
5.

Wednesday Math Homework

1.
2.
3.
4.
5.

Thursday Math Homework

1.

2.

3.

4.

5.

Friday Math Homework

1.

2.

3.

4.

5.

First Grade Homework



Name _____

FUESD 2016

Trimester 2, Week 4: _____

1.OA.3, 1.OA.6, 1.OA.7

Monday: Find the sum.

1. $13+1=$ _____ 2. _____ $=11+2$ 3. _____ $=5+5$ 4. $7+3=$ _____ 5. $12+2=$ _____

1.OA.3, 1.OA.6, 1.OA.7

Tuesday: Find the difference

1. $14-13=$ _____ 2. _____ $=13-2$ 3. _____ $=14-2$ 4. $10-7=$ _____ 5. $15-5=$ _____

1.OA.1, 1.OA.2, 1.OA.7, 1.OA.8

Wednesday: Solve the story problems using number bonds, tens frames and drawings.

2 balls in the street. 3 more roll in. Some more roll in. Now there are 9.
How many more rolled in?

$9 = 2 + 3 + \square$

4 tan cats on the steps. 2 white cats on the steps. 4 black cats on the steps. How many cats all together?

$4 + 2 + 4 = \square$

5 red birds in the tree.
2 blue birds in the tree.
Some yellow birds, too.
Now there are 11. How many are yellow?

$5 + 2 + \square = 11$

1.NBT.2C

Thursday: Solve. Draw sticks for tens 'rods.' Complete the T-chart.

50= _____ tens and _____ ones

tens	ones

60= _____ tens and _____ ones

tens	ones

30= _____ tens and _____ ones

tens	ones

1 2 3 4 5 6 7 8 9 10

11 12 13 14 15 16 17 18 19 20

21 22 23 24 25 26 27 28 29 30

31 32 33 34 35 36 37 38 39 40

41 42 43 44 45 46 47 48 49 50

51 52 53 54 55 56 57 58 59 60

61 62 63 64 65 66 67 68 69 70

71 72 73 74 75 76 77 78 79 80

81 82 83 84 85 86 87 88 89 90

91 92 93 94 95 96 97 98 99 100

101 102 103 104 105 106 107 108 109 110

111 112 113 114 115 116 117 118 119 120

Write numbers to 120 Name: _____

[illegible]

Math Sprints 1

112 B

Add.

Second Half

1.	$2 + 4 =$	16.	$2 + 11 + 6 =$
2.	$2 + 14 =$	17.	$3 + 9 + 7 =$
3.	$3 + 13 =$	18.	$1 + 8 + 1 =$
4.	$5 + 11 =$	19.	$3 + 13 + 4 =$
5.	$9 + 7 =$	20.	$9 + 6 + 5 =$
6.	$2 + 4 =$	21.	$1 + 5 + 4 =$
7.	$7 + 7 + 2 =$	22.	$8 + 6 + 6 =$
8.	$6 + 4 + 6 =$	23.	$9 + 7 + 4 =$
9.	$5 + 7 + 5 =$	24.	$2 + 1 + 1 + 2 =$
10.	$3 + 5 + 9 =$	25.	$4 + 4 + 4 + 4 =$
11.	$5 + 1 + 2 =$	26.	$5 + 5 + 3 + 3 =$
12.	$5 + 10 + 3 =$	27.	$6 + 6 + 6 =$
13.	$5 + 9 + 4 =$	28.	$6 + 6 + 6 + 1 =$
14.	$5 + 3 + 2 =$	29.	$6 + 6 + 5 + 2 =$
15.	$2 + 4 + 4 =$	30.	$6 + 6 + 5 + 3 =$

Math Sprints 1

125 A

Write > or < between the two numbers.

First Half

1.	1 _____ 2	16.	86 _____ 68
2.	2 _____ 1	17.	52 _____ 62
3.	3 _____ 5	18.	71 _____ 17
4.	5 _____ 3	19.	28 _____ 82
5.	10 _____ 20	20.	3 _____ 13
6.	21 _____ 12	21.	13 _____ 31
7.	73 _____ 37	22.	64 _____ 46
8.	16 _____ 61	23.	99 _____ 9
9.	99 _____ 100	24.	10 _____ 0
10.	26 _____ 36	25.	42 _____ 43
11.	26 _____ 62	26.	43 _____ 34
12.	63 _____ 36	27.	48 _____ 84
13.	54 _____ 45	28.	19 _____ 99
14.	0 _____ 1	29.	81 _____ 18
15.	10 _____ 0	30.	2 _____ 0

Math Sprints 1









109 A

Add or Subtract.









Second Half

1.	$3 + 1 =$	16.	$7 - 1 =$
2.	$1 + 3 =$	17.	$6 + 2 =$
3.	$5 - 3 =$	18.	$1 + 7 =$
4.	$6 - 1 =$	19.	$9 - 6 =$
5.	$4 + 2 =$	20.	$8 - 2 =$
6.	$2 + 4 =$	21.	$3 + 3 =$
7.	$6 - 3 =$	22.	$3 + 5 =$
8.	$6 - 2 =$	23.	$6 - 4 =$
9.	$6 + 2 =$	24.	$7 - 3 =$
10.	$2 + 6 =$	25.	$6 + 3 =$
11.	$8 - 6 =$	26.	$3 + 6 =$
12.	$8 - 2 =$	27.	$9 - 6 =$
13.	$7 + 1 =$	28.	$9 - 3 =$
14.	$1 + 7 =$	29.	$10 - 2 =$
15.	$8 - 7 =$	30.	$10 - 3 =$

Fitness BINGO

 10 scissors	 12 star jumps	 Sprint on the spot for 30 seconds
 8 twists	Free Choice	 5 crunches
 Knee high jog on the spot for 30 seconds	 6 push ups	 8 high knee lifts

Fitness BINGO

 4 heel touches	 Shuffle on the spot for 30 seconds	 Sprint on the spot for 30 seconds
 8 twists	Free Choice	 10 squats
 12 side to side jumps	 6 push ups	 10 backwards forwards jumps

Fitness BINGO

 4 heel touches	 2 grape vines	 Hop on one leg for 30 seconds
 Easy walk on the spot for 30 seconds	Free Choice	 10 squats
 15 second plank hold	 8 step touches	 10 backwards forwards jumps

Fitness BINGO

 March on the spot for 30 seconds	 2 grape vines	 Hop on one leg for 30 seconds
 Easy walk on the spot for 30 seconds	Free Choice	 Side to side step for 30 seconds
 15 second plank hold	 8 step touches	 4 left leg lunges