

Extra Kindergarten Resources can be found at: bit.ly/KFUESDresources



Kinder FUESD Study Plan: Week 7 May 4-8

Monday/ lunes	Tuesday/ martes	Wednesday/ miércoles	Thursday/ jueves	Friday/viernes
<p>ELA Read 15 minutes independently Complete today's reading log. 1 Lexia Lesson Practice letter names orally Do the Monday reading sheet. Read "A Bud Is Up".</p> <hr/> <p>ELD</p> <ul style="list-style-type: none"> Do the Monday Weather Words activity. <hr/> <p>Math</p> <ul style="list-style-type: none"> 1 Dreambox or ST Lesson Monday Homework Monday Math Sheets <hr/> <p>PE</p> <ul style="list-style-type: none"> Choose from PE Set 1-4. <hr/> <p>Well-being</p> <ul style="list-style-type: none"> Positive Words activity <p>You can find more ideas for well-being at bit.ly/FUESDwellbeing</p>	<p>ELA Read 15 minutes independently Complete today's reading log. 1 Lexia Lesson Practice sight word flashcards Do the Tuesday reading sheet. Read "A Bud Is Up". Writing: What does a plant need to grow?</p> <hr/> <p>ELD</p> <ul style="list-style-type: none"> Do the Tuesday Weather Words activity. <hr/> <p>Math</p> <ul style="list-style-type: none"> 1 Dreambox or ST Lesson Tuesday Homework Tuesday Math Sheets <hr/> <p>PE</p> <ul style="list-style-type: none"> Choose from PE Set 1-4. <hr/> <p>Well-being</p> <ul style="list-style-type: none"> Do acts of kindness in your home. 	<p>ELA Read 15 minutes independently Complete today's reading log. 1 Lexia Lesson Practice letter sounds Do the Wednesday reading sheet. Do Tell It All!</p> <hr/> <p>ELD</p> <ul style="list-style-type: none"> Do the Wednesday Weather Words activity. <hr/> <p>Math</p> <ul style="list-style-type: none"> 1 Dreambox or ST Lesson Wednesday Homework Wednesday Math Sheets <hr/> <p>PE</p> <ul style="list-style-type: none"> Choose from PE Set 1-4. <hr/> <p>Well-being</p> <ul style="list-style-type: none"> Smile in a mirror. Say 5 things that you like about yourself. 	<p>ELA Read 15 minutes independently Complete today's reading log. 1 Lexia Lesson Practice writing CVC words: can, fit, set, top, cup Do the Thursday reading sheet. Read "From Seed to Plant".</p> <hr/> <p>ELD</p> <ul style="list-style-type: none"> Do the Thursday Weather Words activity. <hr/> <p>Math</p> <ul style="list-style-type: none"> 1 Dreambox or ST Lesson Thursday Homework Thursday Math Sheets <hr/> <p>PE</p> <ul style="list-style-type: none"> Choose from PE Set 1-4. <hr/> <p>Well-being</p> <ul style="list-style-type: none"> Add more words to your Positive Words activity sheet. 	<p>ELA Read 15 minutes independently 1 Lexia Lesson Complete today's reading log. Do the Friday reading sheet. Read "From Seed to Plant". Writing: What has seeds?</p> <hr/> <p>ELD</p> <ul style="list-style-type: none"> Do the Friday Weather Words activity. <hr/> <p>Math</p> <ul style="list-style-type: none"> 1 Dreambox or ST Lesson Friday Math Sheets Practice counting to 100 orally <hr/> <p>PE</p> <ul style="list-style-type: none"> Choose from PE Set 1-4. <hr/> <p>Leader in Me</p> <ul style="list-style-type: none"> Think about the Leader in Me, Habit #3: Put First Things First. Who are the important people in your life? Make a card for Mother's Day or someone who is special to you.

Plan de Estudio de Kindergarten de FUESD : Séptima Semana - 4 al 8 de Mayo en Español

Lunes	Martes	Miércoles	Jueves	Viernes
<p>Lengua/Literatura Lee 15 minutos independientemente Completa el registro de lectura de hoy. Haz 1 lección de Lexia Practica los nombres de las letras oralmente Haz la hoja de lectura del lunes. Lee "A Bud is Up".</p> <hr/> <p>ELD</p> <ul style="list-style-type: none"> Haz la actividad de lunes Weather Words. <hr/> <p>Matemática</p> <ul style="list-style-type: none"> Una lección de Dreambox o ST Tarea del lunes Hojas de trabajo de matemática del lunes <hr/> <p>Educación Física</p> <ul style="list-style-type: none"> Escoge de la serie 1- 4 de educación física. <hr/> <p>Bienestar Actividad de palabras positivas. Puedes encontrar más ideas de bienestar en bit.ly/FUESDwellbeing</p>	<p>Lengua/Literatura Lee 15 minutos independientemente Completa el registro de lectura de hoy. Haz 1 lección de Lexia Práctica las tarjetas mnemotécnicas con las palabras reconocidas a primera vista Haz la hoja de lectura del martes. Lee "A Bud is Up". <i>Escritura:</i> ¿Qué necesita una planta para crecer?</p> <hr/> <p>ELD</p> <ul style="list-style-type: none"> Haz la actividad de martes Weather Words. <hr/> <p>Matemática</p> <ul style="list-style-type: none"> Una lección de Dreambox o ST Tarea del martes Hojas de trabajo de matemática del martes <hr/> <p>Educación Física</p> <ul style="list-style-type: none"> Escoge de la serie 1- 4 de educación física. <hr/> <p>Bienestar</p> <ul style="list-style-type: none"> Haz actos de generosidad en tu casa. 	<p>Lengua/Literatura Lee 15 minutos independientemente Completa el registro de lectura de hoy. Haz 1 lección de Lexia Haz la hoja de lectura del miércoles. Haz Tell It All!</p> <hr/> <p>ELD</p> <ul style="list-style-type: none"> Haz la actividad de de miércoles Weather Words. <hr/> <p>Matemática</p> <ul style="list-style-type: none"> Una lección de Dreambox o ST Tarea del miércoles Hojas de trabajo de matemática del miércoles <hr/> <p>Educación Física</p> <ul style="list-style-type: none"> Escoge de la serie 1- 4 de educación física. <hr/> <p>Bienestar</p> <ul style="list-style-type: none"> Sonríe en un espejo. Di 5 cosas que te gustan de ti. 	<p>Lengua/Literatura Lee 15 minutos independientemente Completa el registro de lectura de hoy. Haz 1 lección de Lexia Practica el escribir las palabras de consonante-vocal-consonante: <i>sad, hit, get, not, hug</i> Haz la hoja de lectura del jueves. Lee "From Seed to Plant".</p> <hr/> <p>ELD</p> <ul style="list-style-type: none"> Haz la actividad de jueves Weather Words. <hr/> <p>Matemática</p> <ul style="list-style-type: none"> Una lección de Dreambox o ST Tarea del jueves Hojas de trabajo de matemática del jueves <hr/> <p>Educación Física</p> <ul style="list-style-type: none"> Escoge de la serie 1- 4 de educación física. <hr/> <p>Bienestar</p> <ul style="list-style-type: none"> Añade más palabras a tu hoja de actividad de palabras positivas 	<p>Lengua/Literatura Lee 15 minutos independientemente Haz 1 lección de Lexia Completa el registro de lectura de hoy. Haz la hoja de lectura del viernes. Lee "From Seed to Plant". <i>Escritura:</i> ¿Que tiene semillas?</p> <hr/> <p>ELD</p> <ul style="list-style-type: none"> Haz la actividad de viernes Weather Words. <hr/> <p>Matemática</p> <ul style="list-style-type: none"> Una lección de Dreambox o ST Hojas de trabajo de viernes Practica contar hasta 100 oralmente <hr/> <p>Educación Física</p> <ul style="list-style-type: none"> Escoge de la serie 1- 4 de educación física. <hr/> <p>El Líder en Mí</p> <ul style="list-style-type: none"> Piensa en el tercer hábito de Líder en Mí: Poner primero lo primero. ¿Quiénes son las personas importantes en tu vida? Haz una tarjeta para el Día de la Madre o para alguien especial en tu vida.

_____ 's Reading Log

Draw a picture about the book you read, rate your book each day:

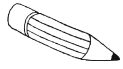
(😊 "liked", 😐 "ok", 😞 "not good")

15 minutes daily

Monday lunes	Tuesday martes	Wednesday miércoles	Thursday jueves	Friday viernes
Picture -	Picture -	Picture -	Picture -	Picture -
Rating:	Rating:	Rating:	Rating:	Rating:
Parent Signature/ Firma de padre:	Parent Signature/ Firma de padre:	Parent Signature/ Firma de padre:	Parent Signature/ Firma de padre:	Parent Signature/ Firma de padre:

Name: _____ Date: **Monday/lunes**






CA TREASURES Kindergarten Unit 8, Week 2



Circle all the pictures that begin with the letter sound **Uu**__



Uu




Weather Words

Monday/lunes

Weather is the condition of the air outdoors.

Look at each weather picture and tell an older person what the weather is.

sunny



The weather is _____.

rainy




The weather is _____.

cloudy



The weather is _____.

windy



The weather is _____.

snowy



The weather is _____.

Tuesday/martes

Go outside or look out a window. Using the weather words in the box, tell an older person what the weather is and is not.

snowy rainy cloudy sunny rainy

The weather is _____.

The weather is not _____.

Wednesday/miércoles

snowy rainy cloudy sunny rainy

Use some of the words above to describe this picture.



What is the weather?

What is not the weather?

Thursday/jueves

snowy rainy cloudy sunny rainy

Use some of the words above to describe this picture.



What is the weather?

What is not the weather?

Weather Words


Friday/viernes

Weather is the condition of the air outdoors.


Look at each weather picture and tell an older person what the weather is.



The weather is _____.



The weather is _____.



The weather is _____.



The weather is _____.



The weather is _____.

A Bud Is Up



by Mara Debonne
illustrated by Paige Billin-Frye



It is fun, fun, fun.
Nick can do it!

2



1. Pick up a cup.
2. Pack it. Fit it in.

3



3. Tap it. Tap it in.
4. Water it on top.

4



5. Set the cup in back.
Set it in the sun.

5



It did not pop up.
The sun was not up.

6



But the sun is hot here.
It can pop up!

7



Nick can see it!
Nick did it!

8

Kindergarten Homework



Name _____

Trimester 3, Week 9: _____

Complete the fact families.

Monday:

$2, 7, 9$ $2 + \underline{\quad} = \underline{\quad}$ $\underline{\quad} + \underline{\quad} = \underline{\quad}$ $9 - \underline{\quad} = \underline{\quad}$ $\underline{\quad} - \underline{\quad} = 2$	$2, 8, 10$ $\underline{\quad} + \underline{\quad} = 10$ $\underline{\quad} + \underline{\quad} = \underline{\quad}$ $\underline{\quad} - \underline{\quad} = \underline{\quad}$ $10 - \underline{\quad} = \underline{\quad}$
---	--


Tuesday:

$4, 5, 9$ $\underline{\quad} + 5 = \underline{\quad}$ $\underline{\quad} + \underline{\quad} = \underline{\quad}$ $9 - \underline{\quad} = \underline{\quad}$ $\underline{\quad} - \underline{\quad} = \underline{\quad}$	$2, 5, 7$ $\underline{\quad} + \underline{\quad} = \underline{\quad}$ $\underline{\quad} + \underline{\quad} = \underline{\quad}$ $\underline{\quad} - \underline{\quad} = \underline{\quad}$ $\underline{\quad} - \underline{\quad} = \underline{\quad}$
---	---

Wednesday: Solve the story problems using number bonds, tens frames and drawings.

Two girls rode their bikes 2 miles each. How many miles did they ride in all?

$$2 + 2 = \underline{\quad}$$



Tom found 6 shells one day and 3 shells the next day. How many shells did he find altogether?

$$6 + 3 = \underline{\quad}$$



Abe has to eat 10 hot dogs. He has eaten 9 already. How many more does he have to eat?

$$9 + \underline{\quad} = 10$$

Thursday: Solve. Draw sticks for tens 'rods,' and squares for ones 'units.' Complete the T-chart.

13 = ____ tens and ____ ones

tens	ones

--

19 = ____ tens and ____ ones

tens	ones

--

14 = ____ tens and ____ ones


tens	ones

--

Monday/lunes


Name _____

Date _____



I have 10 ones and 2 ones.

Touch and count 10 things. Put a check over each one as you count 10 things.



I have 10 ones and ____ ones.



I have 10 ones and ____ ones.



I have ____ ones and ____ ones.




I have ____ ones and ____ ones.


Monday/lunes

Draw pictures to match the words.

I have 10 small circles and 2 small circles:

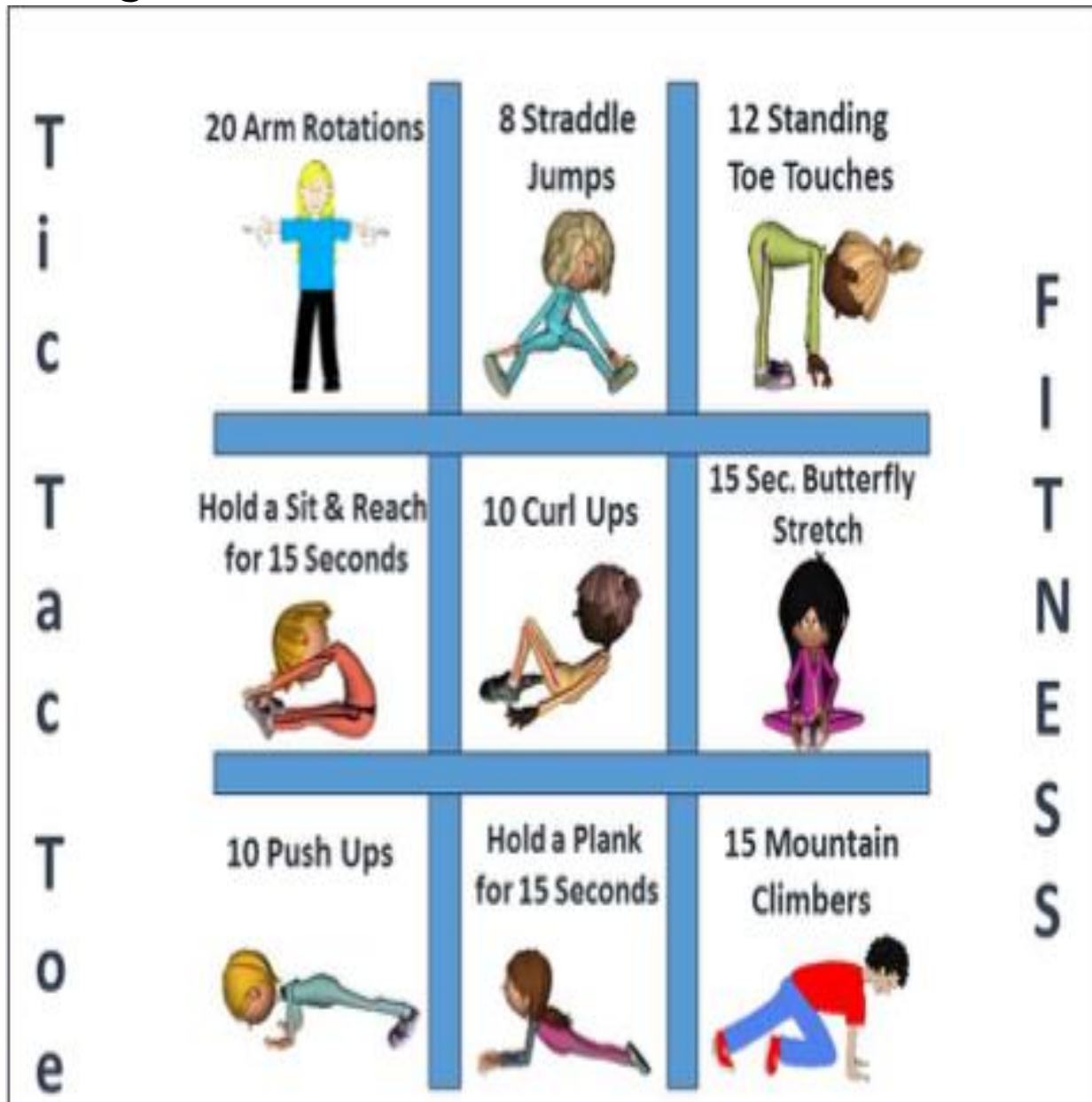


I have 10 ones and 4 ones:




TIC TAC TOE #1

Find some tokens and complete three games with a family member if you can!
(Or, videochat a friend and challenge them to a game!)



TIC TAC TOE #2

Find some tokens and complete three games with a family member if you can!
(Or, videochat a friend and challenge them to a game!)

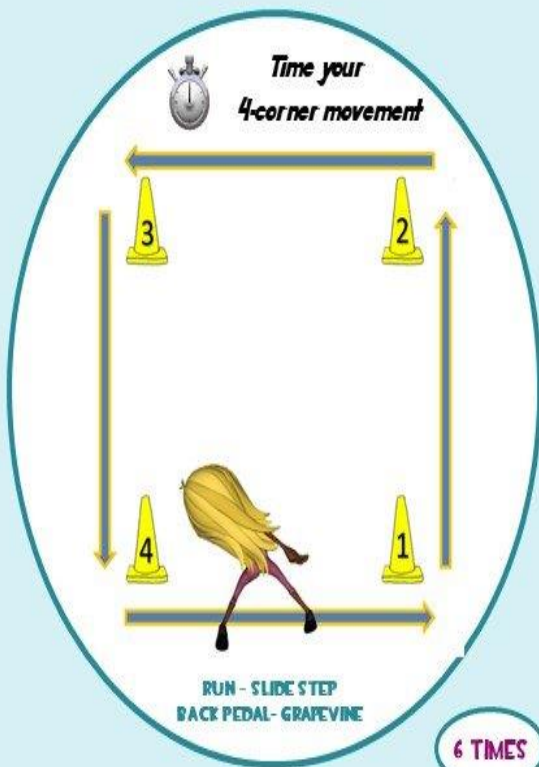


CHALLENGE COURSES #3

Choose one to complete or alternate between the two!

(You could use cardboard boxes for cones and number them!)

FOUR CORNER DRILL



Start at cone 1- Run Forward to cone 2.
Slide step facing out to cone 3.
Back pedal to cone 4.
Grapevine step back to cone 1.


1

CONES AND POLYSPOTS



©Pete Charnock (Cap'n Pete), 2020

TURN AND SPRINT



Start at cone 1 in an "athletic stance."

- A. Run Forward to cone 2.
- B. Turn quickly and run to cone 3.
- C. Turn and sprint past cone 2.

2

CONES AND POLYSPOTS



©Pete Charnock (Cap'n Pete), 2020

HOKEY POKEY AEROBICS #4

(SING ALONG WITH FAMILY MEMBERS)

HOKEY POKEY AEROBICS (WITH FAMILY MEMBERS)

Hokey Pokey Song by Maximo - Sing while doing the corresponding movement:

- Put your right foot in (lunge forward on the right leg)
- Put your right foot out (return to standing position)
- Put your right foot in and shake it all about (lunge forward on right leg and lightly bounce up in down in lunge position)
- Do the Hokey Pokey and turn yourself around (do jumping jacks while turning in a circle)
- Repeat above but do the opposite for the left leg.
- Continue to sing while working the following body parts
- Right arm and left arm (in-extend arm at the elbow, out-flex arm at the elbow, shake- bicep curls)
- Head (in-slowly touch chin to chest, out-back to starting position, shake- slowly side to side)
- Right hip and left hip (in-side jump in, outside jump out, shake- jump side to side)
- Whole self (in- forward jump, out- backward jump, shake-jump in and out)
- Finish with "Do the Hokey Pokey and turn yourself around, that's what it's all about!"

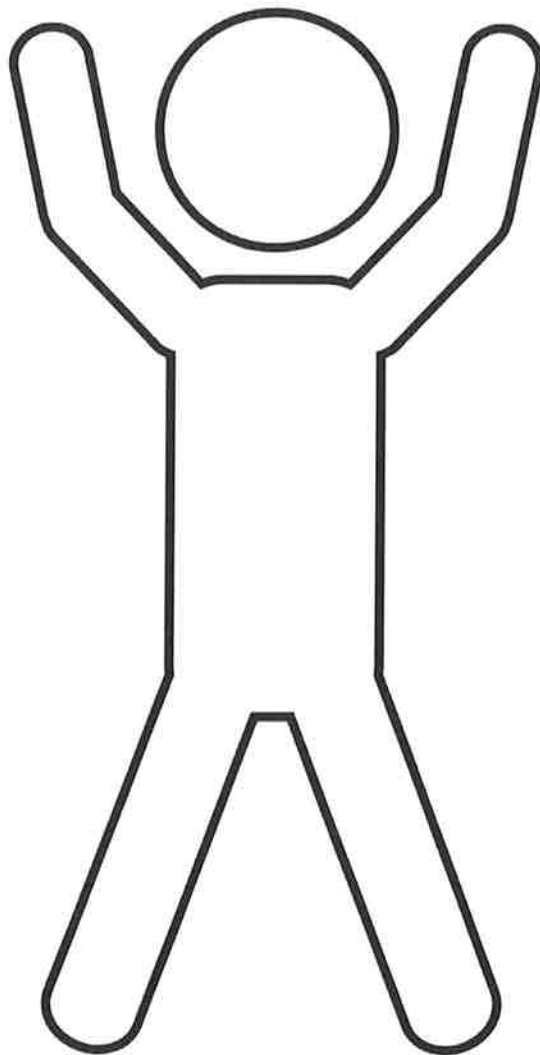
Variation(s) - Each time you turn yourself around you can incorporate different movements:

- Hopping on one foot - Leg squats
- Running in place

POSITIVE WORDS TO DESCRIBE

ME.

Write words all over the page that describe you!



Name: _____ Date: **Tuesday/martes**





CA TREASURES Kindergarten Unit 8, Week 2

Practice writing the letter below in your very best handwriting. Say the sound as you write the letter. 

U u U u U u U u U u

U u U u U u U u U u

U u U u U u U u U u

Look at the **sight word**  on the left. Circle all of the same **sight words**  in the rectangle on the right.

here	her here	here here	here her	hear hear	her here
was	was wus	was wes	wuz was	wus was	was wus wes
and	aend and	and an	an aend	and and	an aend an
what	what what	whut whut	wut wut	wot what	what what
do	due due	doo do	do do	do due	due doo do

What do plants need to grow?

Plants need _____ to grow.

water air sun

Tuesday/martes

Name _____

Date _____



10 ones and 3 ones

10 ones and 1 one

Circle the correct numbers that describe the pictures.



10 ones and 3 ones



10 ones and 7 ones



10 ones and 8 ones



10 ones and 5 ones



10 ones and 10 ones



10 ones and 8 ones



10 ones and 4 ones

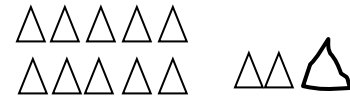


10 ones and 2 ones

Tuesday/martes

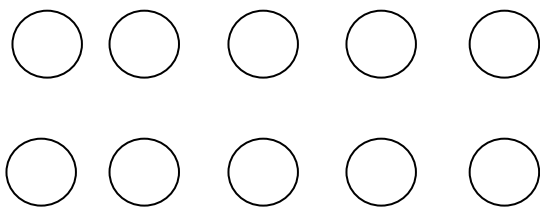
Name _____

Date _____




10 ones and 3 ones


Draw more to show the number.




10 ones and 2 ones



10 ones and 5 ones



10 ones and 7 ones



10 ones and 4 ones

CA TREASURES Kindergarten Unit 8, Week 2



Circle the correct beginning sound of the picture in each box.

Uu



Kk




Ll



u

k


l



u

k

l



u

k

l



u

k

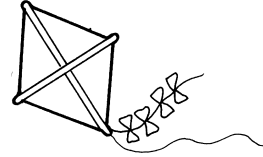
l



u

k


l



u

k


l



u

k


l



u

k


l



u

k

l




u

k

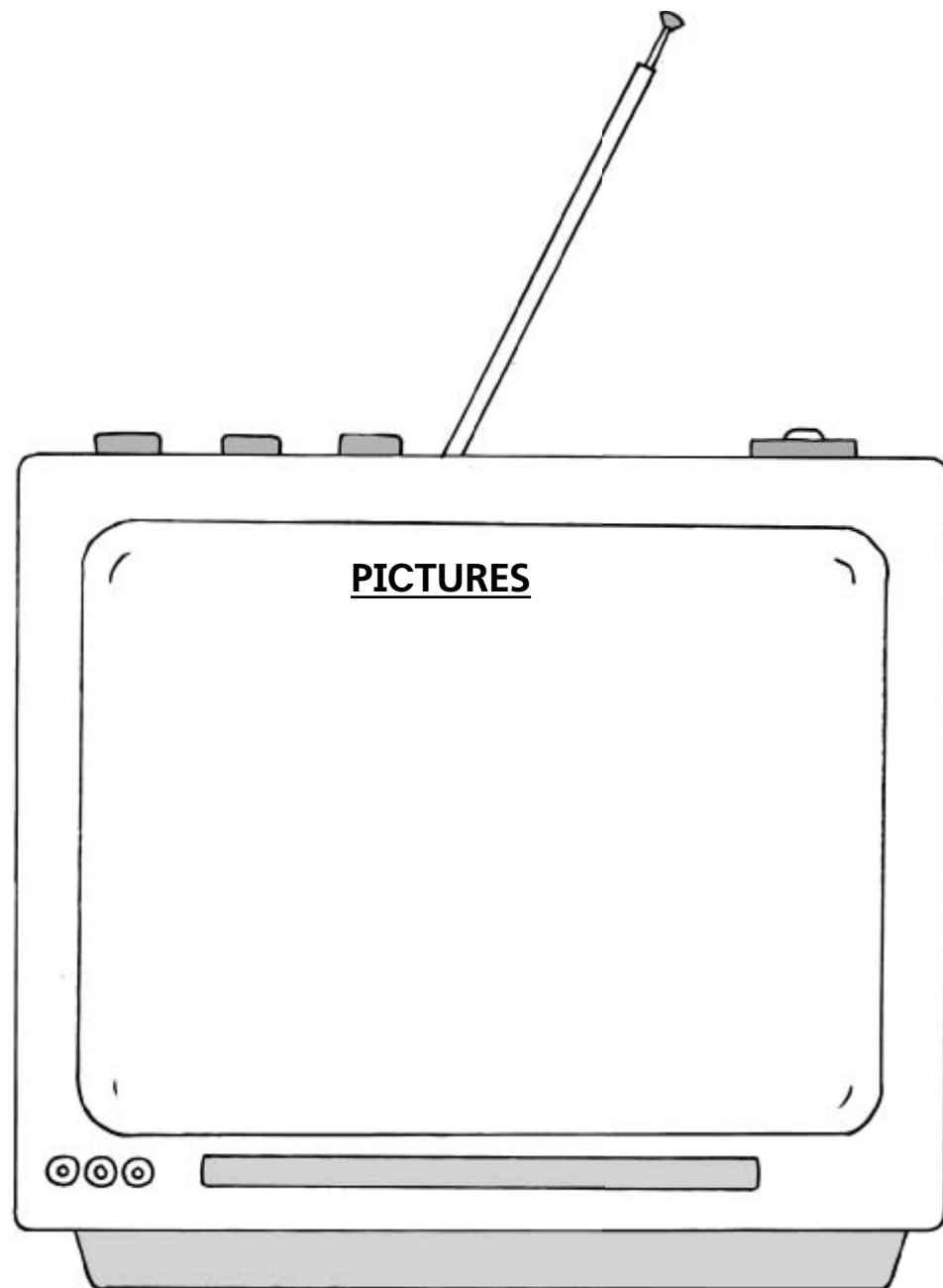
l

Tell It All!

Let's watch a TV show together. At each commercial break we'll retell what we just heard and saw. I'll help you write sentences. You can draw pictures to help us recall.




© Macmillan/McGraw-Hill

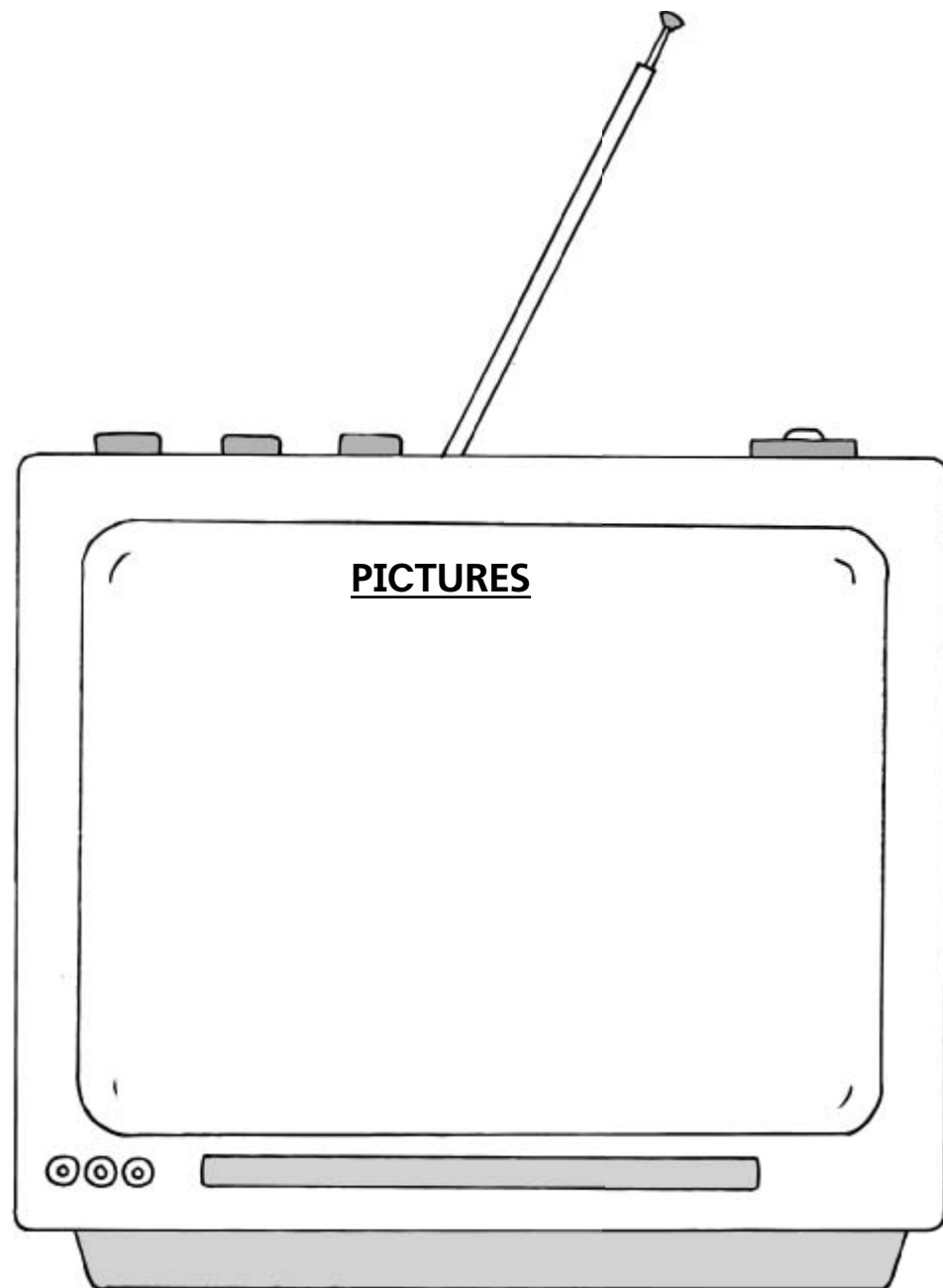


¡Cuéntamelo todo!

Vamos a mirar un programa de televisión juntos. Cada vez que pasen un anuncio nos contaremos lo que acabamos de ver y escuchar. Te ayudaré a escribir oraciones. Tú puedes hacer dibujos que nos ayuden a recordar lo que vimos.




© Macmillan/McGraw-Hill



Wednesday, miércoles

Name _____

Date _____




I have 10 ones and 2 ones.

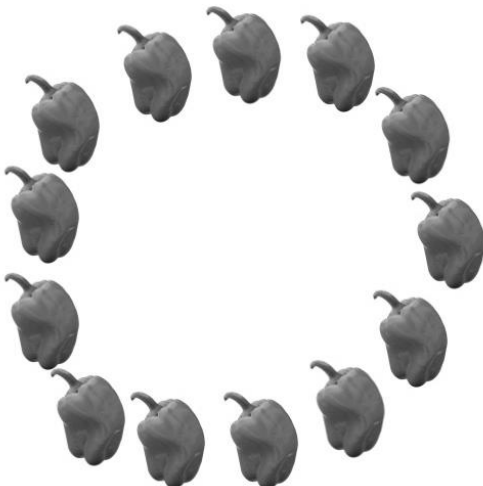
Count and circle 10 things. Tell how many there are in two parts, 10 ones and some more ones.




I have 10 ones and ____ ones.



I have ____ ones and ____ ones.



I have ____ ones and ____ ones.




I have ____ ones and ____ ones.


Wednesday/miércoles

Draw your picture to match the words. Circle 10 ones.

I have 10 ones and 3 ones:



I have 10 ones and 8 ones:

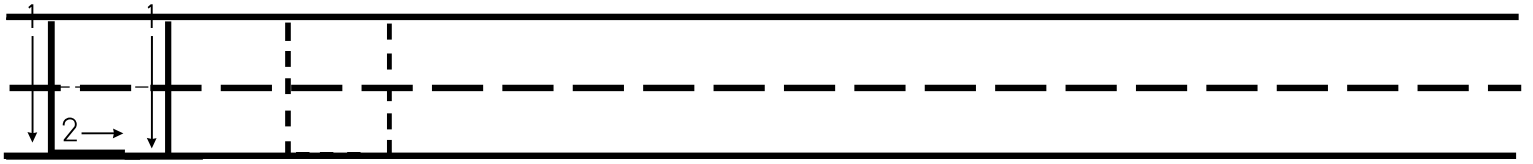
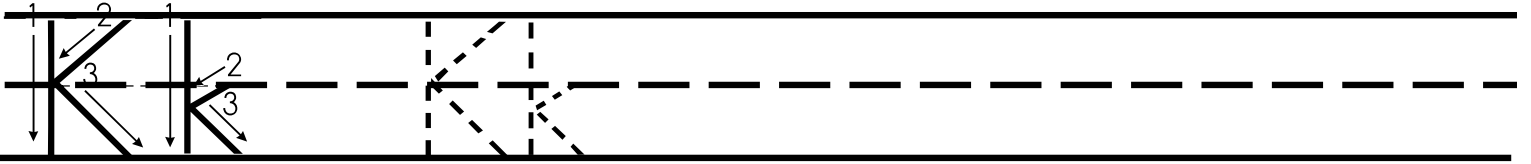
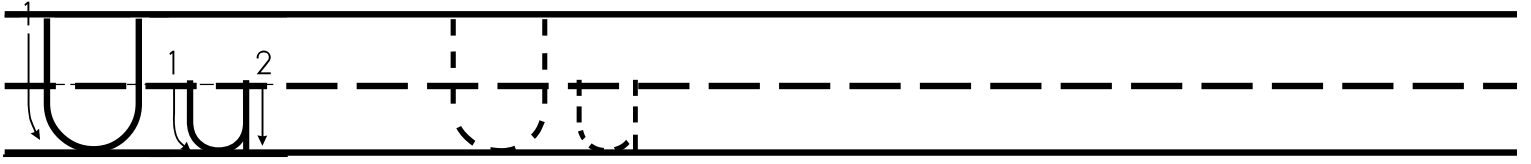



Name: _____ Date: **Thursday/jueves**



CA TREASURES Kindergarten Unit 8, Week 2

Practice writing the letters below in your best handwriting. Say the letter sound as you write it. 



Rainbow write each sight word below three times. Say the name of the **sight word**  as you rainbow write it.

here was

and what

From Seed to Plant



by Bill Williams

seeds



Here are tomato seeds.


2



This tomato plant was
a tomato seed.

3

seeds



Here are pumpkin seeds.

4




This pumpkin plant was
a pumpkin seed.

5



Here are melon seeds.

6



This melon plant
was a melon seed.

7



We love melon!


8

Thursday/jueves

Name _____

Date _____

Circle 10 ones.



I have 10 ones and ____ ones.

Draw 10 ones and 6 ones.

I have 10 ones and 6 ones.

Thursday/jueves


Name _____

Date _____




I have 10 ones and 3 ones.

Circle 10 things. Tell how many there are in two parts, 10 ones and some more ones.




I have 10 ones and ____ ones.



I have 10 ones and ____ ones.



I have ____ ones and ____ ones.



I have ____ ones and ____ ones.

Name: _____ Date: **Friday/viernes**



CA TREASURES Kindergarten Unit 8, Week 2

Practice writing the letters below in your best handwriting. Say the letter sound as you write it.



Handwriting practice lines for uppercase 'U' and lowercase 'u'. The first row shows the letter 'U' with stroke order arrows (1: down, 2: up) and dashed versions for tracing. The second row shows the letter 'u' with stroke order arrows (1: down, 2: up) and dashed versions for tracing. The third row shows the letter 'K' with stroke order arrows (1: down, 2: diagonal down-right, 3: diagonal up-right) and dashed versions for tracing. The fourth row shows the letter 'H' with stroke order arrows (1: down, 2: right) and dashed versions for tracing.





Read the sentences below. **Circle** the picture on the right that goes with the sentence.

Circle the sight words shown in the rectangle below in the sentences.

here was and what have do you

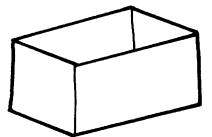
1. Do you have a red bug?





2. Was the cup in the bed?



3. What do you have in the box?



4. Here is a dog and cat.



What has seeds?

A _____ has seeds.

flower pumpkin strawberry tomato watermelon

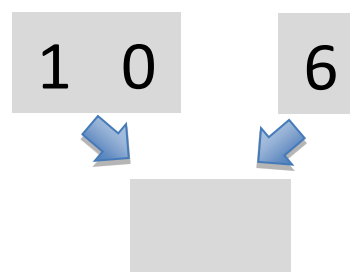
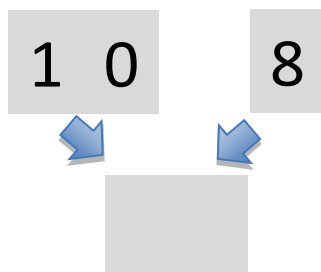
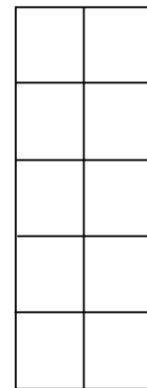
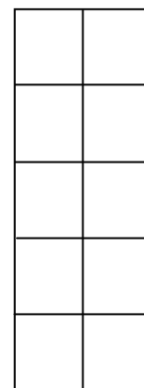
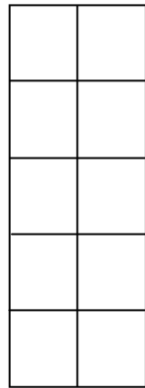
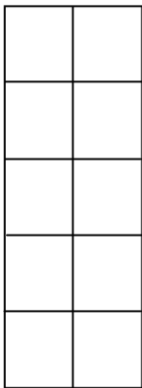
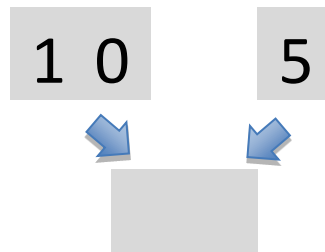
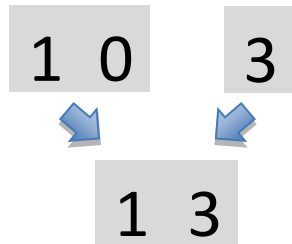
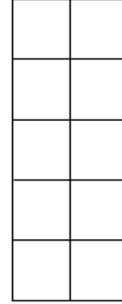
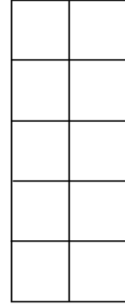
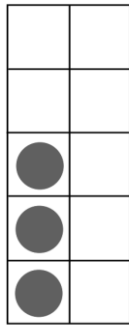

pepper banana grape

Friday/viernes

Name _____

Date _____

Write and draw the number. Use your Hide Zero cards to help you.



Friday/viernes


Name _____

Date _____

Write and draw the number. Use your Hide Zero cards to help you.


1 0

2




1 0

7



1 0

9



1 0

4

