

Extra Kindergarten Resources can be found at: bit.ly/KFUESDresources



Kinder FUESD Study Plan: Week 9 May 18-22

| Monday/ lunes | Tuesday/ martes | Wednesday/ miércoles | Thursday/ jueves | Friday/viernes |
|---|---|--|---|---|
| <p>ELA Read 15 minutes independently Complete today's reading log. 1 Lexia Lesson Practice letter names orally Do the Monday reading sheet. Read "Bug in a Web".</p> <hr/> <p>ELD</p> <ul style="list-style-type: none"> Do the Week 1 Monday activity. <hr/> <p>Math</p> <ul style="list-style-type: none"> 1 Dreambox or ST Lesson Monday Homework Monday Math Sheets <hr/> <p>PE</p> <ul style="list-style-type: none"> Choose from PE Set 1-3. <hr/> <p>Well-being</p> <ul style="list-style-type: none"> Habit #2 Begin with the end in mind. Make a plan for your week. You can find more ideas for well-being at bit.ly/FUESDwellbeing | <p>ELA Read 15 minutes independently Complete today's reading log. 1 Lexia Lesson Practice sight word flashcards Do the Tuesday reading sheet. Read "Bug in a Web". Writing: What got caught in the spider web?</p> <hr/> <p>ELD</p> <ul style="list-style-type: none"> Do the Week 1 Tuesday activity. <hr/> <p>Math</p> <ul style="list-style-type: none"> 1 Dreambox or ST Lesson Tuesday Homework Tuesday Math Sheets <hr/> <p>PE</p> <ul style="list-style-type: none"> Choose from PE Set 1-3. <hr/> <p>Well-being</p> <ul style="list-style-type: none"> Choose to be Kind: Give someone a compliment. | <p>ELA Read 15 minutes independently Complete today's reading log. 1 Lexia Lesson Practice letter sounds Do the Wednesday reading sheet. Read "Insects".</p> <hr/> <p>ELD</p> <ul style="list-style-type: none"> Do the Week 1 Wednesday activity. <hr/> <p>Math</p> <ul style="list-style-type: none"> 1 Dreambox or ST Lesson Wednesday Homework Wednesday Math Sheets <hr/> <p>PE</p> <ul style="list-style-type: none"> Choose from PE Set 1-3. <hr/> <p>Well-being</p> <ul style="list-style-type: none"> Choose to be Kind: Do an extra chore. | <p>ELA Read 15 minutes independently Complete today's reading log. 1 Lexia Lesson Practice writing CVC words: wag, did, web, hop, bug Do the Thursday reading sheet. Read "Insects".</p> <hr/> <p>ELD</p> <ul style="list-style-type: none"> Do the Week 1 Thursday activity. <hr/> <p>Math</p> <ul style="list-style-type: none"> 1 Dreambox or ST Lesson Thursday Homework Thursday Math Sheets <hr/> <p>PE</p> <ul style="list-style-type: none"> Choose from PE Set 1-3. <hr/> <p>Well-being</p> <ul style="list-style-type: none"> Choose to be Kind: Help clean up. | <p>ELA Read 15 minutes independently 1 Lexia Lesson Complete today's reading log. Do the Friday reading sheet. Play <i>Is It an Insect?</i> Writing: What is your favorite insect?</p> <hr/> <p>ELD</p> <ul style="list-style-type: none"> Do the Week 1 Friday activity. <hr/> <p>Math</p> <ul style="list-style-type: none"> 1 Dreambox or ST Lesson Friday Math Sheets Practice counting to 100 orally <hr/> <p>PE</p> <ul style="list-style-type: none"> Choose from PE Set 1-3. <hr/> <p>Leader in Me</p> <ul style="list-style-type: none"> Think about the Leader in Me, Habit #7: Sharpen the Saw. Do something relaxing and fun! |

Plan de Estudio de Kindergarten de FUESD : Novena Semana- 18 - 22 de Mayo

| Lunes | Martes | Miércoles | Jueves | Viernes |
|--|---|--|---|---|
| <p>Lengua/Literatura Lee 15 minutos independientemente Completa el registro de lectura de hoy. Haz 1 lección de Lexia Practica los nombres de las letras oralmente Haz la hoja de lectura del lunes. Lee "Bug in a Web."</p> <hr/> <p>ELD</p> <ul style="list-style-type: none"> Haz la actividad del lunes de la primera semana. <hr/> <p>Matemática</p> <ul style="list-style-type: none"> Una lección de Dreambox o ST Tarea del lunes Hojas de trabajo de matemática del lunes <hr/> <p>Educación Física</p> <ul style="list-style-type: none"> Escoge de la serie 1- 3 de educación física. <hr/> <p>Bienestar</p> <ul style="list-style-type: none"> Hábito #2 Comenzar con el fin en mente. Haz un plan para tu semana. <p>Puedes encontrar más ideas de bienestar en bit.ly/FUESDwellbeing</p> | <p>Lengua/Literatura Lee 15 minutos independientemente Completa el registro de lectura de hoy. Haz 1 lección de Lexia Práctica las tarjetas mnemotécnicas con las palabras reconocidas a primera vista Haz la hoja de lectura del martes. Lee "Bug in a Web." Escritura: ¿Qué quedó atrapado en la telaraña?</p> <hr/> <p>ELD</p> <ul style="list-style-type: none"> Haz la actividad del martes de la primera semana. <hr/> <p>Matemática</p> <ul style="list-style-type: none"> Una lección de Dreambox o ST Tarea del martes Hojas de trabajo de matemática del martes <hr/> <p>Educación Física</p> <ul style="list-style-type: none"> Escoge de la serie 1- 3 de educación física. <hr/> <p>Bienestar</p> <ul style="list-style-type: none"> Opta por ser amable: Dile un cumplido a alguien. | <p>Lengua/Literatura Lee 15 minutos independientemente Completa el registro de lectura de hoy. Haz 1 lección de Lexia Haz la hoja de lectura del miércoles. Lee "Insects"</p> <hr/> <p>ELD</p> <ul style="list-style-type: none"> Haz la actividad del miércoles la primera semana. <hr/> <p>Matemática</p> <ul style="list-style-type: none"> Una lección de Dreambox o ST Tarea del miércoles Hojas de trabajo de matemática del miércoles <hr/> <p>Educación Física</p> <ul style="list-style-type: none"> Escoge de la serie 1- 3 de educación física. <hr/> <p>Bienestar</p> <ul style="list-style-type: none"> Opta por ser amable: Haz un quehacer adicional. | <p>Lengua/Literatura Lee 15 minutos independientemente Completa el registro de lectura de hoy. Haz 1 lección de Lexia Practica el escribir las palabras de consonante-vocal-consonante: wag, did, web, hop, bug Haz la hoja de lectura del jueves. Lee "Insects."</p> <hr/> <p>ELD</p> <ul style="list-style-type: none"> Haz la actividad del jueves de la primera semana. <hr/> <p>Matemática</p> <ul style="list-style-type: none"> Una lección de Dreambox o ST Tarea del jueves Hojas de trabajo de matemática del jueves <hr/> <p>Educación Física</p> <ul style="list-style-type: none"> Escoge de la serie 1- 3 de educación física. <hr/> <p>Bienestar</p> <ul style="list-style-type: none"> Opta por ser amable: Ayuda a limpiar. | <p>Lengua/Literatura Lee 15 minutos independientemente Haz 1 lección de Lexia Completa el registro de lectura de hoy. Haz la hoja de lectura del viernes. Toca: Is it an Insect? Escritura: ¿Cuál es tu insecto favorito?</p> <hr/> <p>ELD</p> <ul style="list-style-type: none"> Haz la actividad del viernes de la primera semana. <hr/> <p>Matemática</p> <ul style="list-style-type: none"> Una lección de Dreambox o ST Hojas de trabajo de viernes Practica contar hasta 100 oralmente <hr/> <p>Educación Física</p> <ul style="list-style-type: none"> Escoge de la serie 1- 3 de educación física. <hr/> <p>El Líder en Mí</p> <ul style="list-style-type: none"> Piensa en El Líder en mí, hábito # 7: Afilan la sierra ¡Haz algo relajante y divertido! |

_____ 's Reading Log

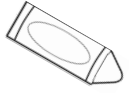
Draw a picture about the book you read, rate your book each day:

(😊 "liked", 😐 "ok", 😞 "not good")

15 minutes daily

| Monday lunes | Tuesday martes | Wednesday miércoles | Thursday jueves | Friday viernes |
|--------------------------------------|--------------------------------------|--------------------------------------|--------------------------------------|--------------------------------------|
| Picture - | Picture - | Picture - | Picture - | Picture - |
| Rating: | Rating: | Rating: | Rating: | Rating: |
| Parent Signature/ Firma de padre: | Parent Signature/ Firma de padre: | Parent Signature/ Firma de padre: | Parent Signature/ Firma de padre: | Parent Signature/ Firma de padre: |







CA TREASURES Kindergarten Unit 9, Week 1



Color all the pictures that **begin** with the sound (Gg_____).



Gg



Bug in a Web



by Ana Ruiz



A web can trap a bug.
It is a big, wet web.

2



This bug can hop up.
Did Meg get it in the net?

3



The cat can run and run.
Can she get a big bug?

4



The dog can wag and dig.
Can he dig up a big bug?

5



That is not a big bug.
Can Gus see it?

6



Gus can pick up this bug.
It can sit on him.

7





This is a big, fat bug.
Rick can hug it!

8

ESL at Home K-2 Weeks 3-4

Use notebook paper to complete these activities. Do one each day!

| Monday | Tuesday | Wednesday | Thursday | Friday | | |
|---|--|--|--|---|--|---|
| Read a book to your family. Take turns retelling the story. | <p>Make a T-chart. Make a list of opposites, like big and small, yes and no.</p> <table><tr><td>Big Yes Happy</td><td>Small No Sad</td></tr></table> | Big Yes Happy | Small No Sad | <p>Find food in your house, like crackers or water bottles. Write or draw a math story problem. Omar has 6 crackers. Neveah ate three. How many are left?</p> | Go outside. Tell someone what you see, hear, think, feel, and smell. | Choose an animal. Draw it and label its body parts. Write about how it moves. |
| Big Yes Happy | Small No Sad | | | | | |
| Monday | Tuesday | Wednesday | Thursday | Friday | | |
| Create shadow shapes on the wall. How many different shapes can you make with your hands? | <p>Use crackers or candy to write words you find in your home.</p>  | <p>Take a walk in your neighborhood. Use sticks, leaves, and rocks to make words.</p>  | <p>Sort your clothes or toys into rainbow order.</p> <p>Sort your clothes or toys into order, biggest to smallest.</p> | <p>Use the food in your house to create a menu with prices.</p> <p>Example: Milk = \$2.00 Bananas = \$3.00 Ice cream = \$1.00</p> | | |

ESL en Casa K-2 Semanas 3-4

Usar una hoja de libreta para completar las actividades. Hacer uno por día.

| Lunes | Martes | Miercoles | Jueves | Viernes | | |
|--|---|---|---|---|---|---|
| Leer un libro a tu familia. Tomar turnos en Volver a contar la historia. | <div>Hacer un grafico de T. Hacer una lista de opuestos, como grande y pequeño.</div> <table><tr><td>Big Yes Happy</td><td>Small No Sad</td></tr></table> | Big Yes Happy | Small No Sad | Encontrar comida en tu casa, como galletas o botellas de agua. Escribe o dibuja una historia de problema matematica. Omar tiene 6 galletas. Neveah comio tres. Cuantas galletas quedan? | Sal afuera. Dile a alguien lo que viste, escuchaste, pensaste, sentiste y oliste. | Escoje un animal. Dibujalo y marcar los partes de su cuerpo. Escribe como se mueve. |
| Big Yes Happy | Small No Sad | | | | | |
| Lunes | Martes | Miercoles | Jueves | Viernes | | |
| Crear figuras de sombras en la pared. Cuantas figuras puedes hacer con us manos? | Usar galletas o dulces para escribir una palabra de lo que encontraste en casa.  | Sal a caminar en tu vecindad. Usa palos, hojas y piedras para hacer palabras.  | Acomodar tu ropa o juguetes en orden del arcoiris. Acomodar tu ropa o juguetes en orden del mas grande al mas pequeño. | Usa la comida que tienes en casa para crear un menu con precios. Ejemplo: Leche = \$2.00 Platanos = \$3.00 Nieve = \$1.00 | | |

© M. Montori-Curra

Kindergarten Homework



Name _____

Trimester 3, Week 11: _____

Monday: Complete the fact families.

4, 5, 9

$__ + __ = __$
 $__ + __ = __$
 $__ - __ = __$
 $__ - __ = __$

5, 7, 12

$__ + __ = __$
 $__ + __ = __$
 $__ - __ = __$
 $__ - __ = __$


Tuesday: Is the equation True or False?

1. $8 = 3 + 5$ **T** or **F**
2. $3 + 7 = 10$ **T** or **F**
3. $6 + 8 = 15$ **T** or **F**
4. $18 = 20 - 2$ **T** or **F**
5. $11 - 1 = 10$ **T** or **F**

Wednesday: Solve the story problems using drawings. Write an equation. How many groups of 2?


Lin gave five friends 1 books each. How many books did she give away all together?

Write an equation:



___ groups of 1

Jon has to bring 5 toy cars to a party. He has 3 made so far. How many more does she need?




$3 + __ = 5$

Val gave each of her 4 friends pencils. The total number of pencils Val gave out was 8. How many pencils did each friend get?

Write an equation:

___ groups of 2



Thursday: Compare the numbers and use the correct symbol to make the equation true. $< > =$ Draw base ten blocks.

2 ○ 5

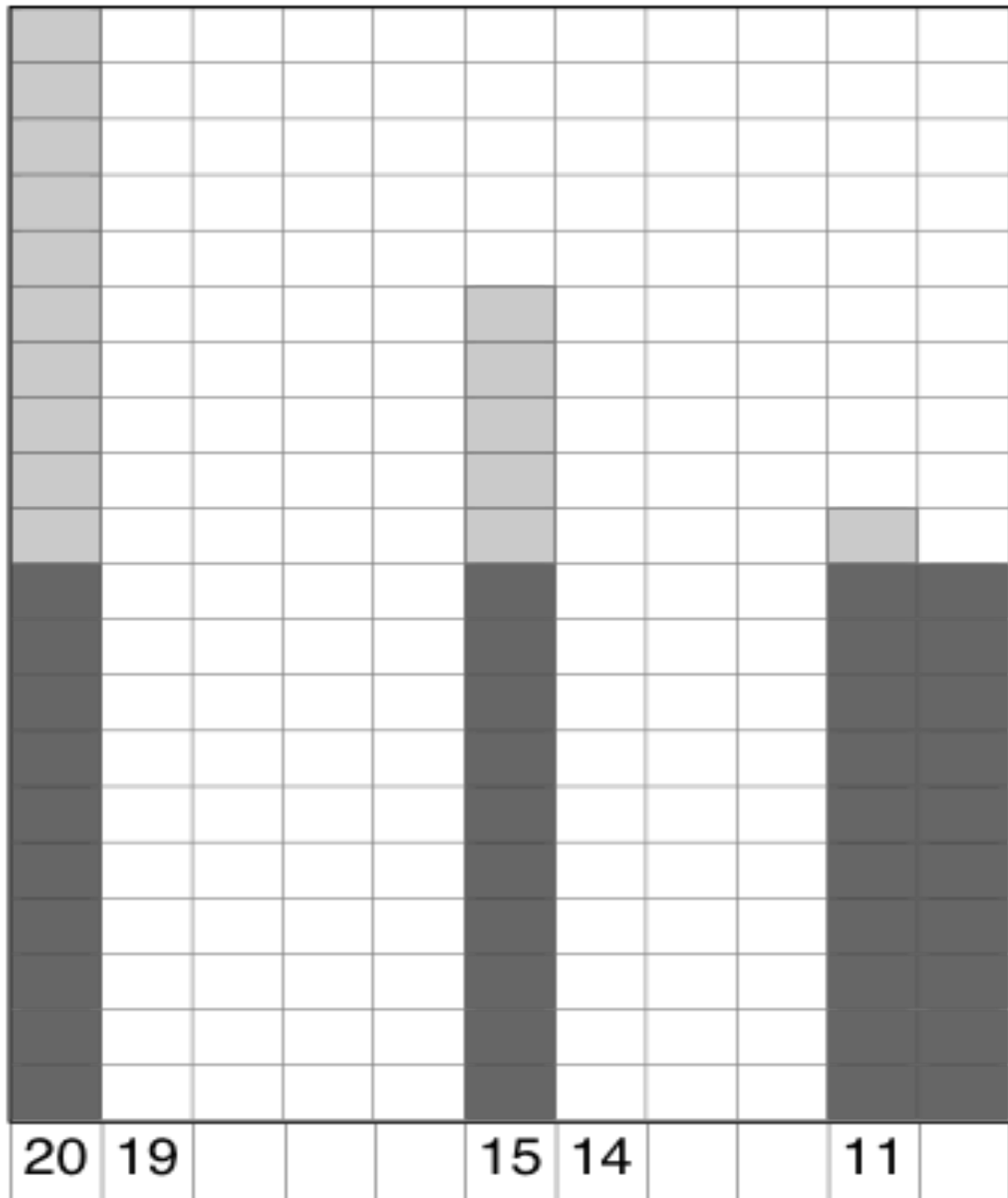
5 ○ 7

3 ○ 9

Name _____

Date _____

Count, color and write.



Name _____

Date _____

Write the missing numbers, counting down.

14, 13, 12, 11, _____

15, 14, _____, 12, _____, _____

13, 12, _____, _____, _____

BLACK WIDOW

WARM-UP

Complete three rounds of each exercise!


@MRS AJKO



BLACK WIDOW WARM-UP



JOG IN PLACE: 45
SECONDS



15 JUMPING JACKS



SIDE PLANK: 30
SECONDS BOTH
SIDES




10 SQUAT JUMPS



SELF DEFENSE KICK:
10 TIMES EACH LEG



JOG IN PLACE: 45
SECONDS



10 BURPEES

HAMMER OUT
THIS WARM-UP
2 MORE
TIMES



FLASH

WARM-UP

Complete three rounds of each exercise!

@MRS AJKO



FLASH WARM-UP



JOG IN PLACE:
15 SECONDS



SPRINT IN PLACE:
15 SECONDS



JOG IN PLACE:
15 SECONDS



PUSH UP POSITION:
30 SECONDS



SPRINT IN PLACE:
15 SECONDS



JOG IN PLACE:
30 SECONDS



SPRINT IN PLACE:
15 SECONDS

WOAH!
THAT WAS FAST!
CAN YOU DO IT
AGAIN?



IRON MAN

WARM-UP

Complete three rounds of each exercise!


@MRC5AJKO



IRON MAN WARM-UP



JOG IN PLACE: 30 SECONDS




30 JUMPING JACKS



10 PLANKS WITH ROTATION




5 SQUAT JUMPS



5 LUNGES EACH LEG



10 LEG LIFT CRUNCHES




5 BURPEES

REPEAT THIS WARM UP
2 MORE TIMES.
THEN...YOU...ARE...
IRON MAN!



My Plan



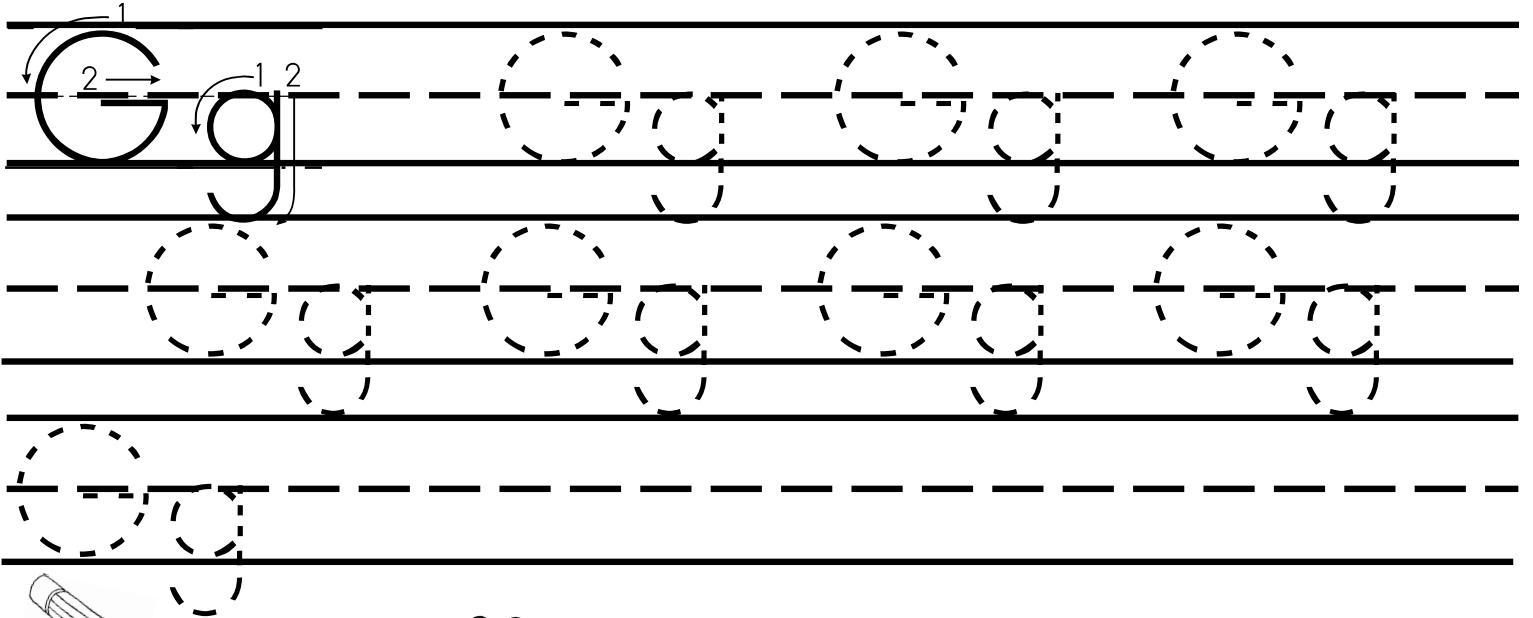
A large, empty rectangular area defined by a dashed line, intended for writing a plan. The dashed line is composed of short, thick black segments separated by small gaps, forming a continuous border around the central space.


Name: _____ Date: **Tuesday/martes**

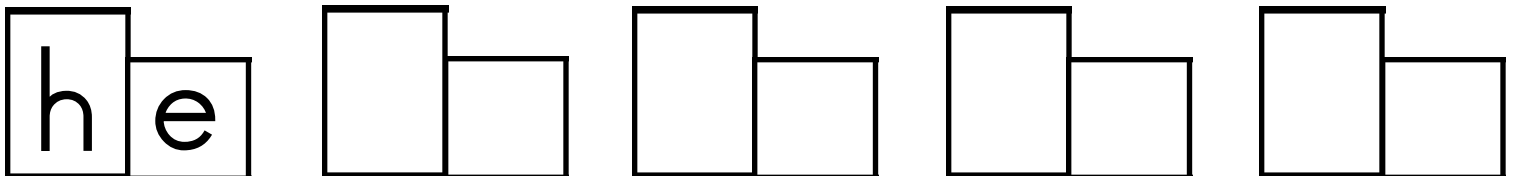
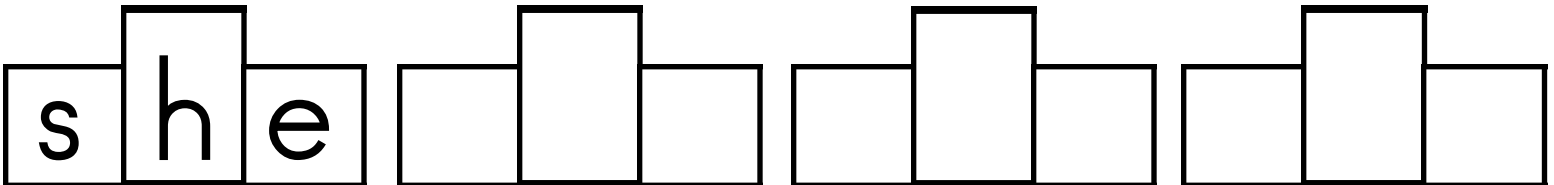
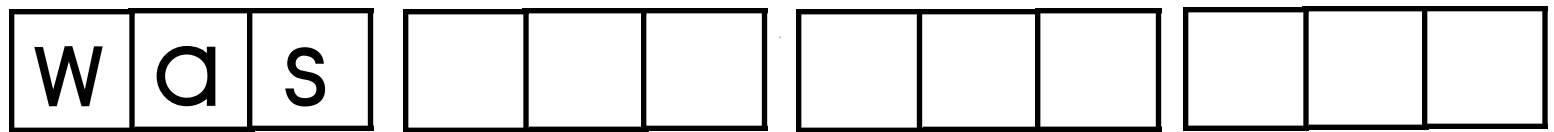
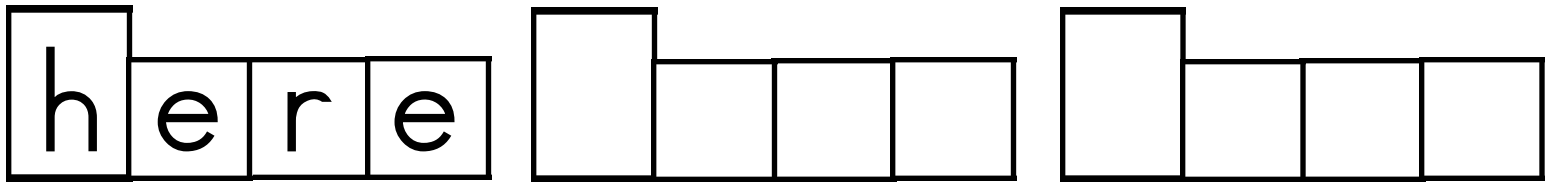


CA TREASURES Kindergarten Unit 9, Week 1

Practice writing the letter below in your very best handwriting. Say the sound as you write the letter. 



Write the **sight words**  below one letter at a time in the boxes below:



What got caught in the spider web?

A _____ is in the spider web.


bee

leaf

flower

beetle

bug




Name _____ €
x


Date _____

The ducks found some tasty fish to eat in the boxes!
Count up on the number path.


Write the missing numbers for the boxes that have a duck on top.




Write the missing numbers for the boxes that have a duck on top.



How many ducks do you count?





In the space below, draw 15 circles in rows.

In the space below, draw 12 squares in rows.

Name: _____ Date: Wednesday/miércoles



CA TREASURES Kindergarten Unit 9, Week 1

Draw a line from the letter on the left to a picture on the right that begins with the letter's sound.

Gg



Kk



Uu

-g

-k

-u

-g

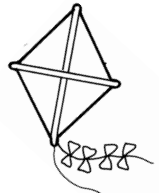



-k

-u

-g

-k

-u



Insects



by Trevor Johns



She sees a bug.
The bug is a ladybug.
It has 6 legs.

2



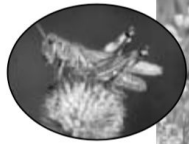
She sees a bug, too.
The bug is a bee.
It has 6 legs.

3



He sees a bug.
The bug is a butterfly.
It has 6 legs.

4




He sees a bug, too.
This bug is a grasshopper.
It has 6 legs.

5



beetle



stick insect

If a bug has 6 legs,
we say it is an insect!

6



ant



moth




mosquito



housefly

7



This bug is a spider.
It has 8 legs.
Is a spider an insect?

8


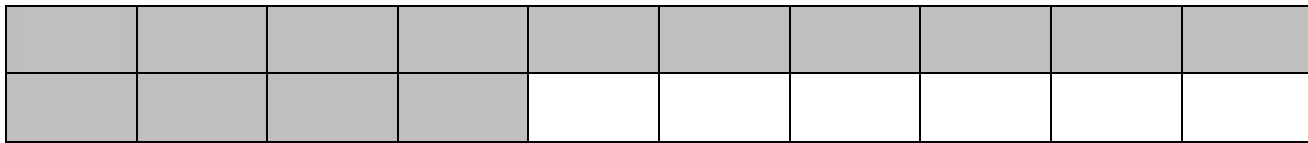
Name _____

Date _____

Count and write how many.



Look at the 3 sets of blocks below. Count the shaded blocks in each set. Circle the set that has the same number of shaded blocks as stars.

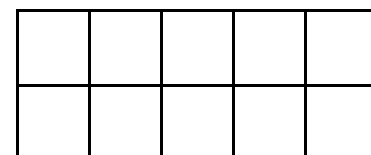
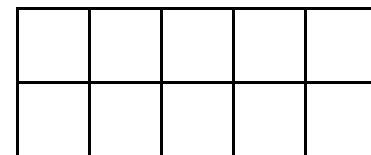

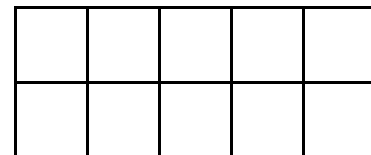
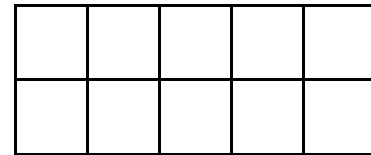
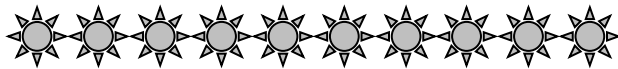
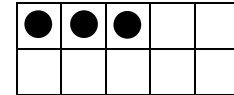
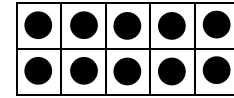


Early finishers: Which was easier to count, stars or blocks? Why?

Name _____

Date _____

Count the objects. Draw dots to show the same number on the double 10-frames.



CA TREASURES Kindergarten Unit 9, Week 1



Write a **k** on the line if the picture begins with the **Kk**___ sound.

Write a **b** on the line if the picture begins with the **Bb**___ sound.

Write a **l** on the line if the picture begins with the **Ll**___ sound.


Ww




Gg





Uu





















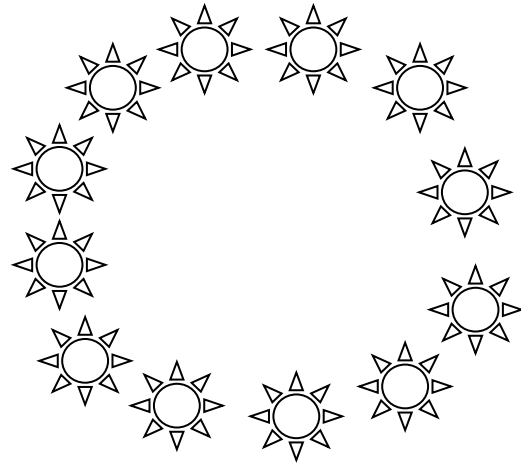



Name _____

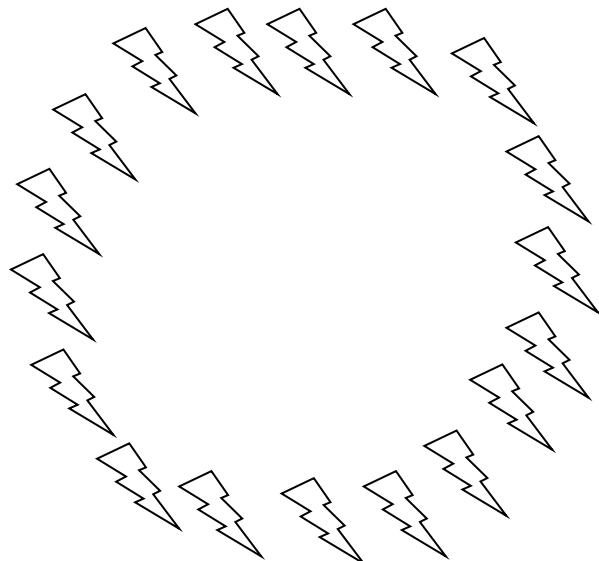
Date _____

Whisper count how many objects there are. Write the number.



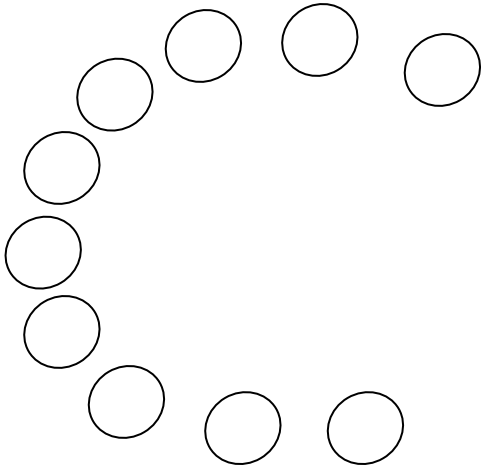




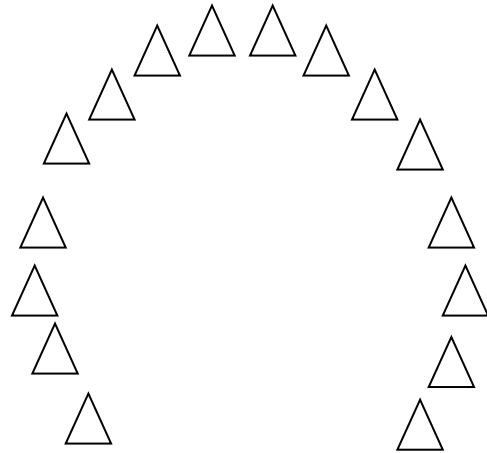


Whisper count and draw in more shapes to match the number.

13



20



Early finishers: Write your own teen number in the box. Draw a picture to match your number.



Name: _____ Date: **Friday/viernes**

CA TREASURES Kindergarten Unit 9, Week 1



Practice writing the letter below in your best handwriting. Say the letter sound as you write it.











Handwriting practice lines for uppercase and lowercase letters W, w, G, g, U, u. Each letter is shown with stroke order numbers and arrows, followed by dashed versions for tracing on three-line guides.

Follow the directions for the sight words on the chart below:

| Read | Trace | Write | Color |
|------|-------|-------|-------|
| she | he | | he |
| he | she | | she |
| here | here | | here |
| was | was | | was |

Is It an Insect?










We're going to circle each insect in red and underline each mammal in blue. Then you can draw another animal in the empty box. Is it an insect or a mammal?



DRAW

¿Es un insecto?

Vamos a encerrar a cada insecto en un círculo rojo y subrayar en azul a los mamíferos. Después puedes dibujar otro animal en el recuadro vacío. ¿Es un insecto o un mamífero?



DRAW

What is your favorite insect?

My favorite insect is a _____.

ladybug butterfly an ant moth mosquito fly

Bee firefly beetle stick insect grasshopper


Name _____

Date _____

Count the stars. Write the number in the box.



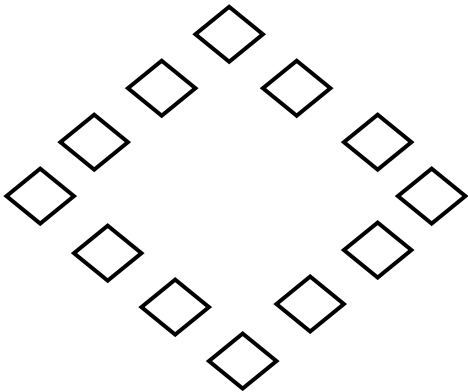
Whisper count and draw in more dots to match the number.

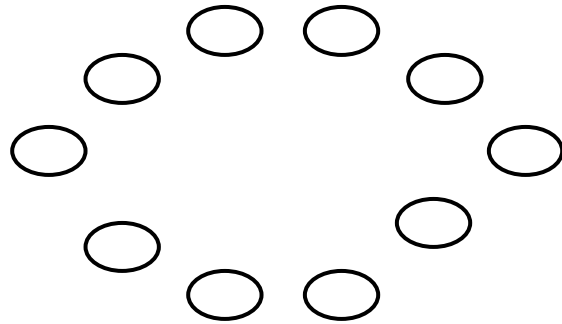


Name _____


Date _____

Count the objects in each group. Write the number in the boxes below the pictures.





Count and draw in more shapes to match the number.



19